

ARCUS

Arcus 系列安装说明书
Arcus series installation instructions

1.

系 列

BL00105

适用范围
此产品适用于建筑轮廓，户外洗墙。

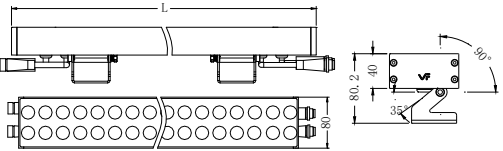
具体外观以实物为准！

安装步骤

1 (尺寸)
Size

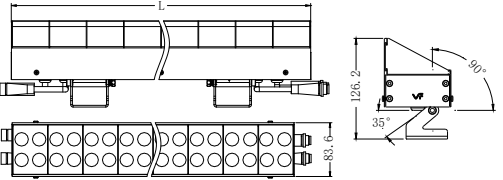
产品尺寸	L
1000×80, 2×80	1000mm
500×80, 2×80	500mm
250×80, 2×80	250mm

无格栅

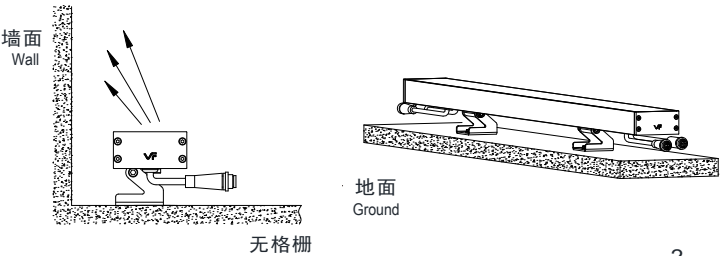


产品尺寸	L
1000×126, 2×83, 6	1000mm
500×126, 2×83, 6	500mm
250×126, 2×83, 6	250mm

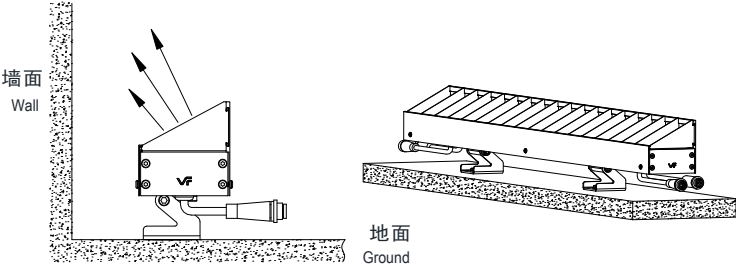
有格栅



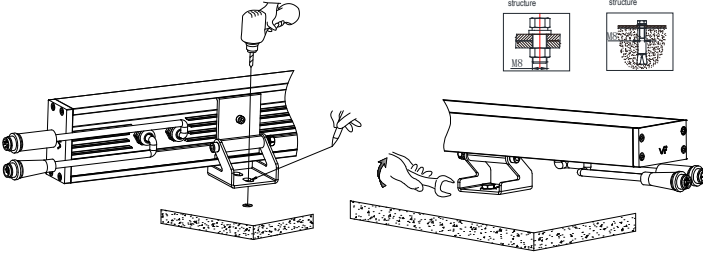
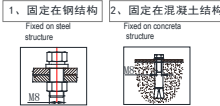
2 (灯具安装图)
Lamp installation diagram



2.



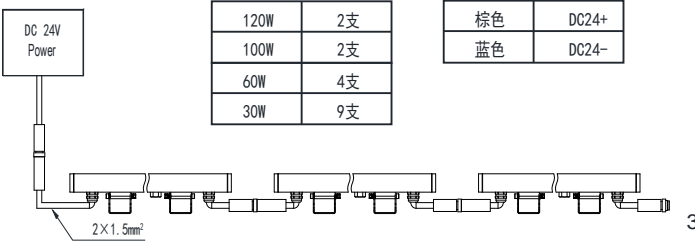
有格栅



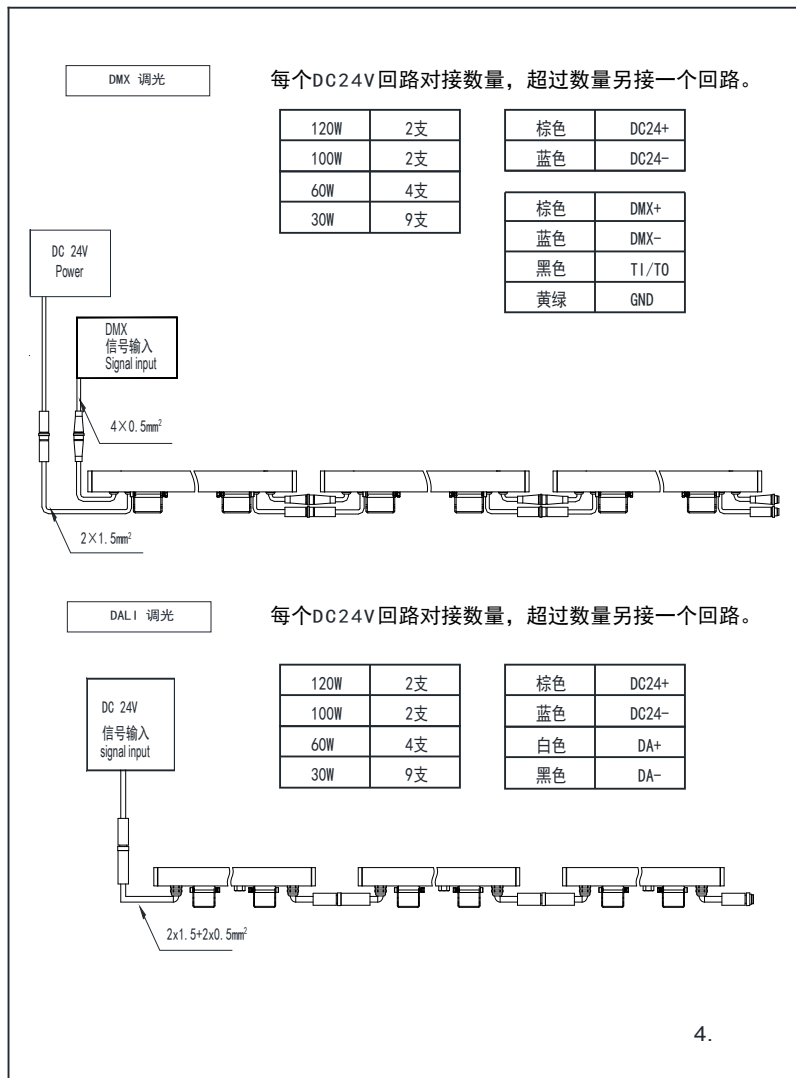
3 (接线示意图)
Wiring Diagram

开/关

每个DC24V回路对接数量，超过数量另接一个回路。



3.



适用于室内环境与户外环境。
Suitable for indoor and outdoor environment.

注意事项

- 只能使用符合IEC或CCC安全标准的电源；
- 检查电源是否匹配灯具；
- 须考虑到最大电流值；
- 灯具上显示电压不是用来选择恒压电源，而是表示所选择恒流电源所覆盖的电压；
- 采用合适的ESD措施，避免触摸裸导体；
- 若与某种化学物质或气体接触，LED芯片会受损；
- 因此不能用化学物质清理LED壳体或LED驱动灯，如下物质证实对灯具的性能有负面影响，不能与LED灯具处在同一环境下。
 - 指甲油
 - 超能胶水
 - 乙二醇
 - 甲醛
 - LOCTITE胶水
 - 漂白粉，含漂白粉的清洁剂、喷雾剂
 - LOCTITE 384胶
 - LOCTITE 7387 活化剂
- 将绝缘物移开或提供足够空间以便灯具本身的温升不会超过额定的；
- LED芯片对开关瞬态很敏感，因此LED灯具与电器必须在断电状态下连接，不可热插拔。
- VF建议使用灯具说明书上指示的电源。
- 须顾及到产品的极性。
- 如果此灯具的外部软缆或软线损坏了，该线要由制造商或其服务代理商或有类似资格的人更换
- 不可替换光源（此灯具的光源是不可替换的；当光源到其寿终时，应替换整个灯具）

- Use only drivers that comply with IEC or CCC safety standards.
- Check if the power supply match with the luminaire.
- Must consider the maximum current value displayed on the label of the luminaire.
- The voltage displayed on the luminaire is not used to select the constant voltage driver, but the voltage covered by the selected constant current driver.
- Take suitable ESD measures to avoid touching bare conductors.
- LED chips can be damaged if be in touch with chemical material or gas. Therefore, it is not allowed to clean the LED housing or luminaire by chemicals.
- The following items are confirmed to have negative impact on the performance of the luminaire, avoid to keep luminaire in the same circumstance with them.
 - Methyl acetate or ethyl acetate (i.e., nail polish remover)
 - Cyanoacrylates (i.e., "Superglue")
 - Glycol ethers (including Radio Shack ® Precision Electronics
 - Cleaner - dipropylene glycol monomethyl ether)
 - Formaldehyde or butadiene (including Ashland PLIOBOND ® adhesive)
 - Dymax 984-LVUF conformal coating
 - Loctite Sumo Glue- Loctite 384 adhesive- Loctite 7387 activator
 - Gorilla Glue- Bleach, Bleach-containing cleaners, sprays
- Remove the insulation material from the luminaire or provide enough space so that the temperature raising will not overpass the limited TC.
- LED chip is very sensitive to switching transients, therefore, LED lamps and appliances must be connected after power cut off, no hotswappable.
- VF recommends using the driver indicated on the luminaire manual.
- Must consider the polarity of the product.
- If the external flexible cable or cord of this lamp is damaged, the cord should be replaced by the manufacturer or its service agent or a similarly qualified person
- Non-replaceable light source (The light source of this luminaire is not replaceable; When the light source reaches the end of its life, the entire luminaire should be replaced)

爱加照明科技有限公司

广东省东莞市大朗镇洋乌村乌石岭三区438号

Tel: 0769-8539 7723 / 8539 7729 Fax: 0769-8258 3418
E-mail: info@vflighting.com Http: //www.vflighting.com