

MINI LINNOU

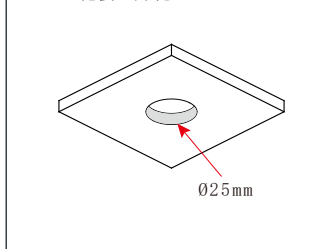
Mini linnou系列安装说明书

Mini linnou installation instructions

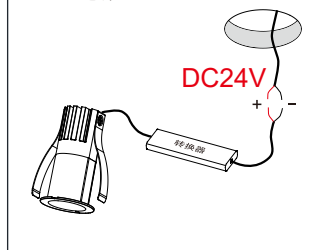
系 列	开孔尺寸	系 列	开孔尺寸
7811101	Ø25mm	7911101	Ø40mm
7811501	Ø25mm	7911501	Ø40mm

安装步骤一（适合7811101、7811501型号灯具）

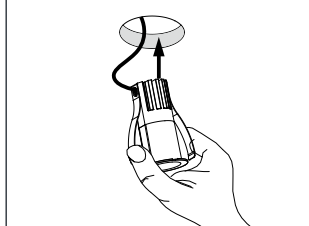
1.1 对应灯具与说明书型号在天花板上开孔。



1.2 断电情况下，灯具接DC24V电源。



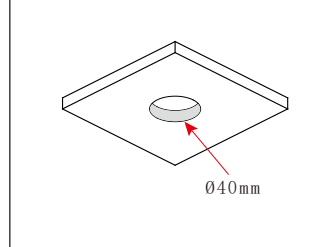
1.3 整理好电源线，捏住灯具两侧弹片，将灯具塞入天花孔内。



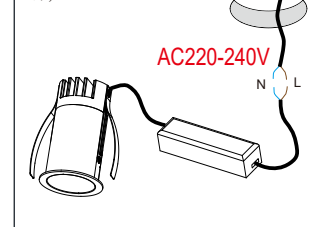
具体外观以实物为准！

安装步骤二（适合7911101、7911501型号灯具）

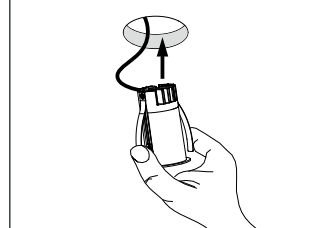
2.1 对应灯具与说明书型号在天花板上开孔。



2.2 断电情况下，灯具接市电(不含驱动需先接适配的恒流电源)。



2.3 整理好电源线，捏住灯具两侧弹片，将灯具塞入天花孔内。



具体外观以实物为准！

1.

2.

3.

不要用手或者毛巾拭擦芯片与反射器！
Do not clean LED chip and reflector with hand or towel !



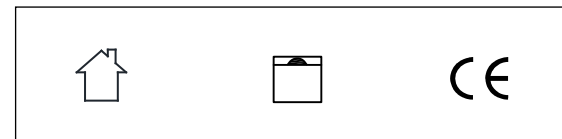
- 只能使用符合IEC或CCC安全标准的电源；
- 检查电源是否匹配灯具；
- 须考虑到最大电流值；
- 灯具上显示电压不是用来选择恒压电源，而是表示所选择恒流电源所覆盖的电压；
- 采用合适的ESD措施，避免触摸裸导体；
- 若与某种化学物质或气体接触，LED芯片会受损；
- 因此不能用化学物质清理LED壳体或LED驱动灯，如下物质证实对灯具的性能有负面影响，不能与LED灯具处在同一环境下。
 - 指甲油
 - 超能胶水
 - 乙二醇
 - 甲醛
 - LOCTITE胶水
 - 漂白粉，含漂白粉的清洁剂、喷雾剂
 - LOCTITE 384胶
 - LOCTITE 7387 活化剂
- 将绝缘物移开或提供足够空间以便灯具本身的温升不会超过额定的；
- LED芯片对开关瞬态很敏感，因此LED灯具与电器必须在断电状态下连接，不可热插拔。
- VF建议使用灯具说明书上指示的电源。
- 须顾及到产品的极性。
- 如果此灯具的外部软缆或软线损坏了，该线要由制造商或其服务代理商或有类似资格的人更换
- 此灯具内的光源应由制造商或其服务代理商或有类似资格的人来更换



4.

- Use only drivers that comply with IEC or CCC safety standards.
- Check if the power supply match with the luminaire.
- Must consider the maximum current value displayed on the label of the luminaire.
- The voltage displayed on the luminaire is not used to select the constant voltage driver, but the voltage covered by the selected constant current driver.
- Take suitable ESD measures to avoid touching bare conductors.
- LED chips can be damaged if be in touch with chemical material or gas. Therefore, it is not allowed to clean the LED housing or luminaire by chemicals.
- The following items are confirmed to have negative impact on the performance of the luminaire, avoid to keep luminaire in the same circumstance with them.
 - Methyl acetate or ethyl acetate (i.e., nail polish remover)
 - Cyanoacrylates (i.e., "Superglue")
 - Glycol ethers (including Radio Shack ® Precision Electronics
 - Cleaner - dipropylene glycol monomethyl ether)
 - Formaldehyde or butadiene (including Ashland PLIOBOND ® adhesive)
 - Dymax 984-LVUF conformal coating
 - Loctite Sumo Glue. Loctite 384 adhesive. Loctite 7387 activator
 - Gorilla Glue. Bleach, Bleach-containing cleaners, sprays

- Remove the insulation material from the luminaire or provide enough space so that the temperature raising will not overpass the limited TC.
- LED chip is very sensitive to switching transients, therefore, LED lamps and appliances must be connected after power cut off, no hotswappable.
- VF recommends using the driver indicated on the luminaire manual.
- Must consider the polarity of the product.
- If the external flexible cable or cord of this lamp is damaged, the cord should be replaced by the manufacturer or its service agent or a similarly qualified person
- The light source in this lamp should be replaced by the manufacturer or its service agent or a similarly qualified person

5.



-  该产品只能安装在室内环境，不能与水接触。
This product is only suitable for indoor, it is not allowed to be rinsed with water.
-  嵌入式安装。
recessed mounted.

爱加照明科技有限公司

广东省东莞市大朗镇洋乌村乌石岭三区438号

Tel: 0769-8539 7723 / 8539 7729 Fax: 0769-8258 3418
E-mail: info@vflighting.com Http: //www.vflighting.com

6.